


Amazon Chime Instructions


Smartphone / Tablet

[VPMG](#) uses Amazon Chime for telemedicine. Here are instructions on how to use Amazon Chime:

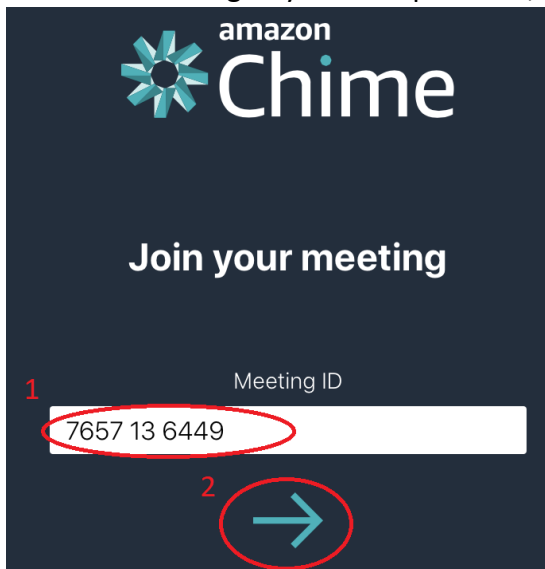
1. Download Amazon Chime from the Google Play Store or the Apple App Store and open the app



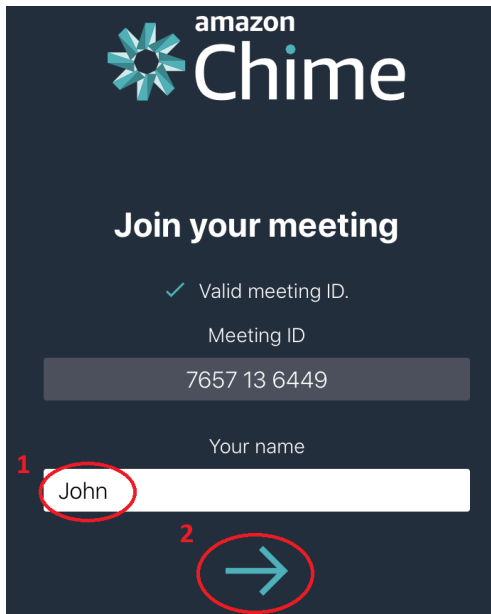
2. Once the app opens, tap Join a meeting without an account



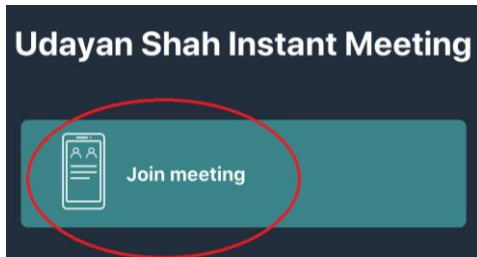
3. Enter the meeting ID you were provided, then tap Next (the ID below is just a sample ID, do not use it).



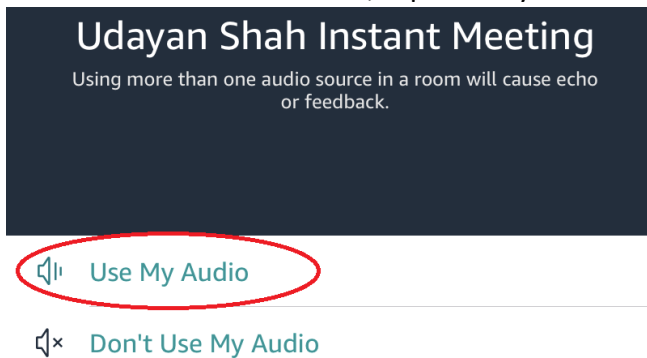
4. Enter your first name or your initials (this is not stored anywhere)



5. Tap Join Meeting



6. At the bottom of the screen, tap Use My Audio



7. Tap BOTH A) the speaker icon AND B) the camera icon – this turns on speaker phone & camera



8. That's it! Now just wait for your appointment to begin.